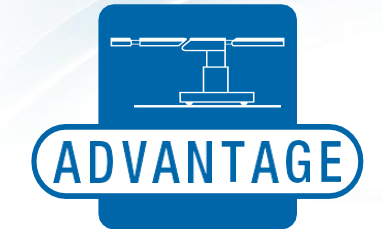


### ORTHOPAEDIC LEG TRACTION



## EHT-600 ELECTRO-HYDRAULIC OPERATING TABLE



Specially designed for  
C-Arm Image Intensifier

EHT - 600 by ADVANTAGE MEDICAL EQUIPMENTS is an affordable yet high quality multipurpose Electro-Hydraulic operating table, specially designed for C-Arm Image Intensifier to meet the requirement of different surgery. With its total Radio-Translucent table top table is easy to access the entire anatomy of the patient.

- |  |  |  |
|--|--|--|
| Gynaecology / Urology Surgery                              | Orthopaedic-Surgery                                      | Neuro-Surgery  |
| * Stainless Steel Transurethral Tray with sieve drain hose | * Orthopaedic Leg Traction Device                        | * Neurosurgical Attachments for Prone / Sitting Position Head-Rest |
| * Stainless Steel Drainage Tray with drain hose            | * Hand Traction Device                                   | * Sugita Head Clamp  |
| * Extension piece with Side Rails                          | * Poplital Support                                       | * Spinal Bridge  |
| Miscellaneous  | * Radiolucent Hand Operating Table                       | * 'M' Type Face Head Rest for Prone / Sitting Position             |
| * X-Ray Cassette Tunnel for Radiography                    | * Hip Nailing Support                                    |  |
| * Cassette Holder with Carrier for A.P. Radiography        | * Tibia Support  |  |
| * Stainless Steel Lateral Cassette Holder                  | * Steinmeil Pin Holding Clamp                            |  |
| * Stainless Steel Instrument Tray with Frame Hanger        | * Upper Arm Posturing Plate (Prone / Lateral Position)   |  |
| * Stainless Steel Mayo's Tray with Frame Hanger            | * Arthroscopy Clamp                                      |  |
| * Adjustable Arm Support with Cushion for Lateral Position | * Set of Back, Buttock & Pubis Support (THR/TKR Support) |  |
| * Saline Drip Rod with Clamp                               | * Shoulder Surgery Attachment (Beach Chair Position)     |  |
| * Split Leg Section  | * Spinal Frame   |  |
| * 100 mm Dia Twin Wheel Castors with Single Lever Locking  | * Horseshoe Headrest with Traction Pulley Attachment     |  |
| * Auxiliary Control on Column                              | * Knee Positioning Device                                |  |
| * Battery Backup   |  |  |

**Guarantee :**  
Every ADVANTAGE Equipment undergoes stringent Quality Tests before it is dispatched from the factory and carry a Guarantee of Free Repair / Replacement of any part proven defective manufacture within one year from the date of supply.

Accessories and features shown in the Brochure may not be part of standard equipment.  
Dimensions and data in the brochure are approximate and for customer's information only.  
The company reserves the right to alter specifications and design without prior notice for further improvement.

Certification : ISO 9001 : 2015, ISO 13485 : 2016, CE

**Advantage Medical Equipments**  
63, Badli Industrial Estate, Phase-II, New Delhi-110042 INDIA  
Tel : +91 11 47506722, E-mail : admed1@hotmail.com


PURSUIT OF PERFECTION



Shoulder Surgery Attachment



Hand Traction Device



Radiolucent Hand Operating Table



Hip Nailing Support



Tibia Support



Steinmeil Pin Holder




Upper Arm Positioning Plate



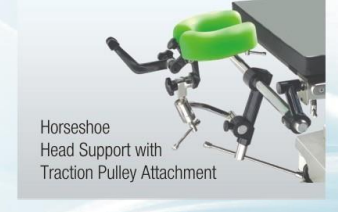
Knee Arthroscopy Clamp



Set of Back, Buttock & Pubis Support



Spinal Frame



Horseshoe Head Support with Traction Pulley Attachment



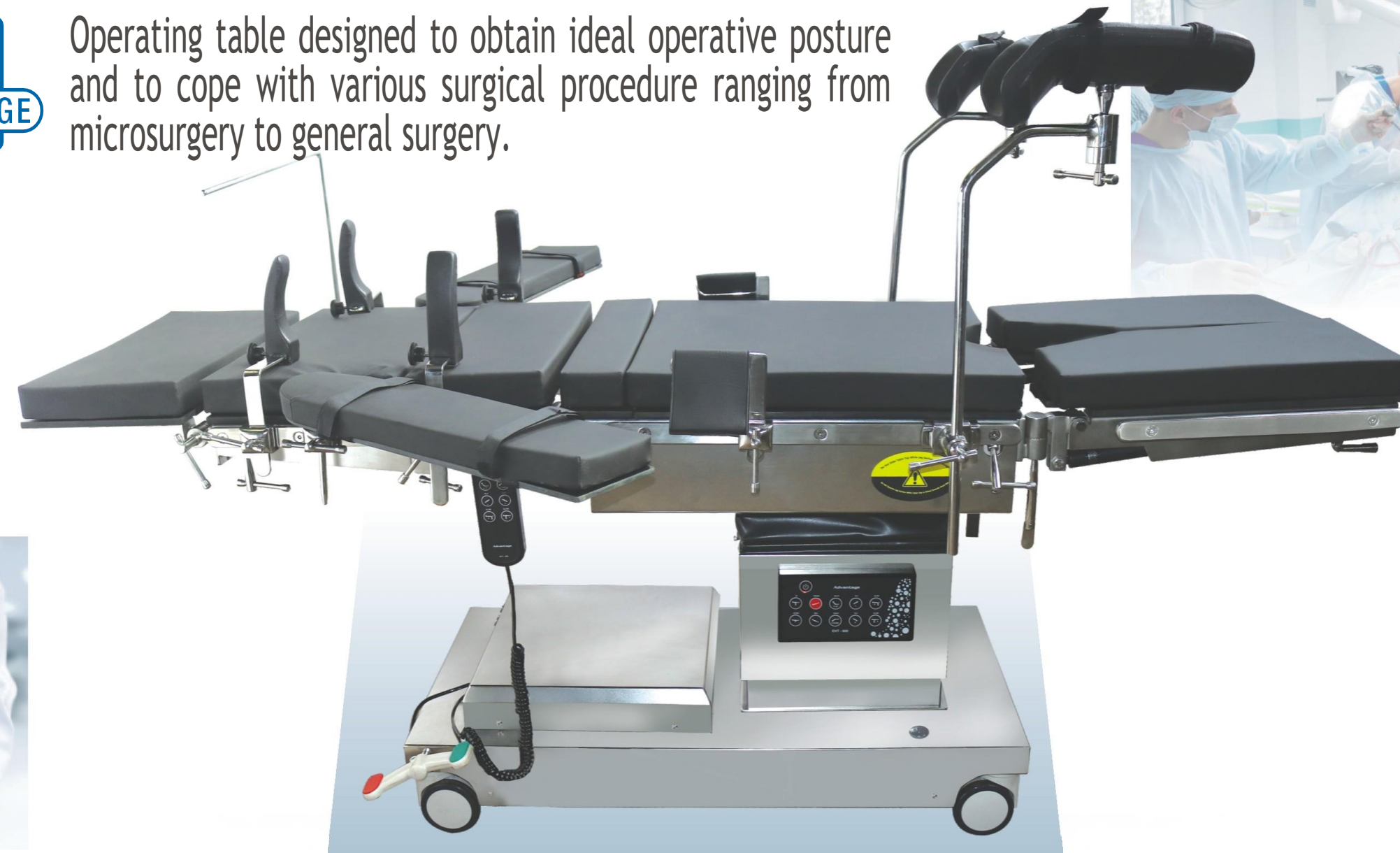
Knee Positioning Device

THE PROMOTION # 9811327480





Operating table designed to obtain ideal operative posture and to cope with various surgical procedure ranging from microsurgery to general surgery.



#### SALIENT FEATURES

- ▶ The eccentrically positioned Five section Radio-Translucent Top fixed on heavy duty Stainless Steel SS304 Grade Sheet arms without cross members, to optimize image intensifier accessibility for both A/P and Lateral Exposures.
- ▶ Operating positions of table top i.e. Height adjustment, Back Section, Trendelenburg, Reverse Trendelenburg, Lateral Tilt and Table Top Sliding are quickly and precisely controlled by handheld Remote with backlit symbolic soft touch buttons.
- ▶ Remote controlled movements are operated by an IMPORTED ELECTRO-HYDRAULIC SYSTEM comprising Hydraulic Motor Pump and Solenoid Valves to assure smooth and quiet movements.
- ▶ Interchangeable and detachable Head & Leg sections allow full table length use of image intensifier and use of table in different surgical procedures.
- ▶ Head and Foot section are operated manually.
- ▶ Kidney Elevator – manually operated – Radiolucent.
- ▶ Large perineal cut-out for drainage.
- ▶ A strong and sturdy base incorporating four swivel castors with independent locking system ensures stability and smooth floor movements.
- ▶ Easy to clean Stainless Steel SS304 Grade Base and Column cover to minimize infection risk.
- ▶ Stainless Steel SS304 Grade Side Rails and Accessories.

#### TECHNICAL SPECIFICATION

- ▶ Table Top Dimension : Width 525 mm (without Side Rails)  
Length 1960 mm
- ▶ Height : Minimum 700 mm to Maximum 1000 mm (Without Mattress)
- ▶ Head Section : Up 45 degree, Down 90 degree
- ▶ Back Section : Up 75 degree, Down 25 degree
- ▶ Leg Section : Down 90 degree
- ▶ Trendelenburg/Reverse Trendelenburg : 25/25 degree
- ▶ Side Tilt : 20/20 degree
- ▶ Longitudinal Table Top Slide : 250 mm

± Variation 5%

#### STANDARD ACCESSORIES

- ▶ L-shaped Anaesthetic Frame : 1 Pc.
- ▶ Lateral Support with Pad : 2 Pcs.
- ▶ Shoulder Support with Pad : 2 Pcs.
- ▶ Padded Arm Board with strap : 2 Pcs.
- ▶ Knee Crutches with Pad : 2 Pcs.
- ▶ 50 MM High Density PU Foam Mattress : 1 Set

#### OPERATING POSITIONS

