

## Additional Accessories for ORTHOPAEDIC Surgery

EHT - 500 by **ADVANTAGE MEDICAL EQUIPMENTS** is an affordable yet high quality multipurpose Electro- Hydraulic operating table, specially designed for C-Arm Image Intensifier to meet the requirement of different surgery. With its total Radio-Translucent table top table is easy to access the entire anatomy of the patient.



SHOULDER SURGERY ATTACHMENT



HIP NAILING SUPPORT



TIBIA SUPPORT



CONDYLE FIXATION



KNEE POSITIONING DEVICE




UPPER ARM POSITIONING PLATE



KNEE ARTHROSCOPY CLAMP



HAND TRACTION DEVICE



STEINMEIER PIN HOLDER



SPINAL FRAME



HORSESHOE HEAD SUPPORT WITH TRACTION PULLEY ATTACHMENT



SHOULDER TRACTION PULLEY



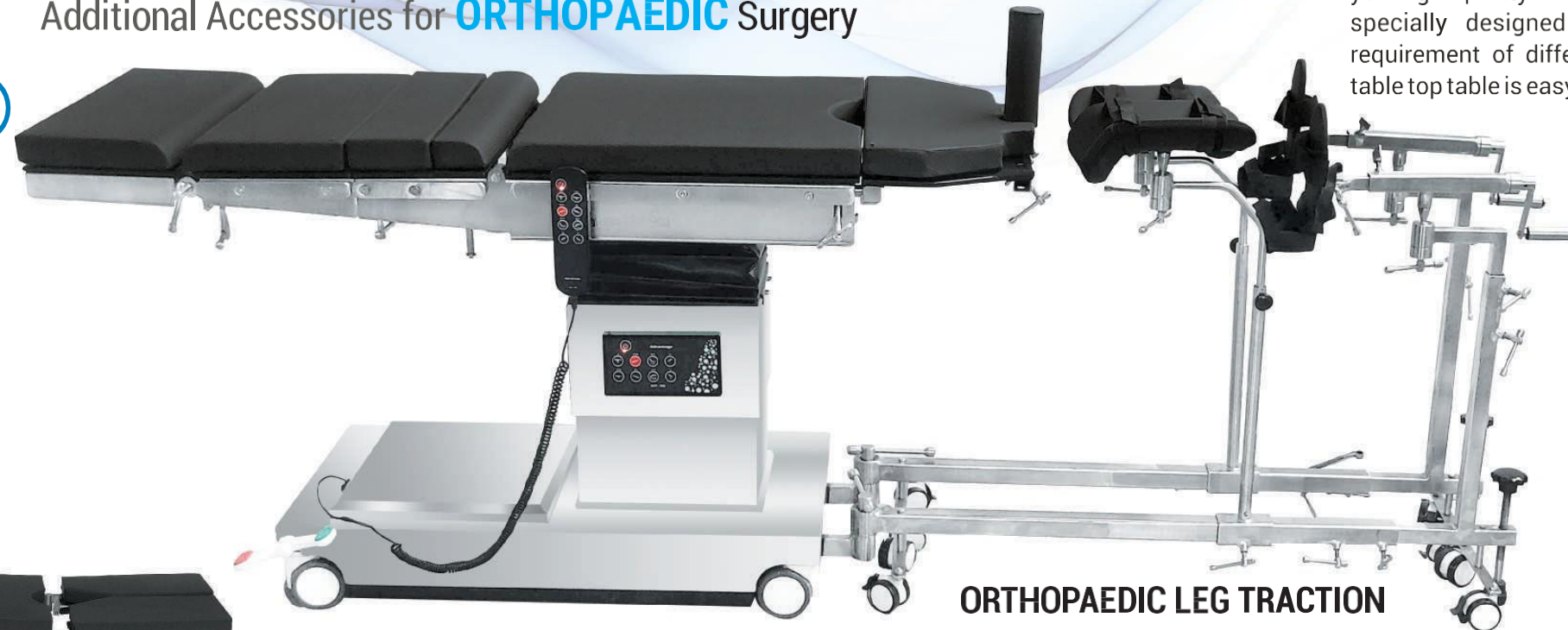
ACCESSORY CART



RADIOLUCENT HAND OPERATING TABLE



SET OF BACK, BUTTOCK & PUBIS SUPPORT



ORTHOPAEDIC LEG TRACTION



### Guarantee

Every ADVANTAGE Equipment undergoes stringent Quality Tests before it is dispatched from the factory and carry a Guarantee of Free Repair / Replacement of any part proven defective manufacture within one year from the date of supply.

### OPTIONAL ACCESSORIES

#### Gynaecology / Urology Surgery

- Stainless Steel Transurethral Tray with sieve drain hose
- Stainless Steel Drainage Tray with drain hose
- Extension piece with Side Rails

#### Miscellaneous

- X-Ray Cassette Tunnel for Radiography
- Cassette Holder with Carrier for A.P. Radiography
- Stainless Steel Lateral Cassette Holder
- Stainless Steel Instrument Tray with Frame Hanger
- Stainless Steel Mayo's Tray with Frame Hanger
- Adjustable Arm Support with Cushion for Lateral Position
- Saline Drip Rod with Clamp
- Split Leg Section
- 100 mm Dia Twin Wheel Castors with Single Lever Locking
- Auxiliary Control on Column
- Battery Backup

#### Orthopaedic Surgery

- Orthopaedic Leg Traction Device
- Hand Traction Device
- Popliteal Support
- Radiolucent Hand Operating Table
- Hip Nailing Support
- Tibia Support
- Steinmeier Pin Holding Clamp
- Upper Arm Posturing Plate (Prone/lateral Position)
- Arthroscopy Clamp
- Set of Back, Buttock & Pubis Support (THR/TKR Support)
- Shoulder Surgery Attachment (Beach Chair Position)
- Spinal Frame
- Horseshoe Headrest with Traction Pulley Attachment
- Knee Positioning Device

#### Neuro-Surgery

- Neurosurgical Attachments for Prone / Sitting Position
- Head-Rest
- Sugita Head Clamp
- Spinal Bridge
- 'M' Type Face Head Rest for Prone / Sitting Position

Accessories and features shown in the Brochure may not be part of standard equipment.

Dimensions and data in the brochure are approximate and for customer's information only. The company reserves the right to alter specifications and design without prior notice for further improvement

Certification : ISO 9001 : 2015, ISO 13485 : 2016, CE



## EHT - 500 ELECTRO-HYDRAULIC OPERATING TABLE

Specially designed for C-Arm Image Intensifier

PURSUIT OF PERFECTION

## Advantage Medical Equipments



63, Badli Industrial Estate, Phase-II, New Delhi-110042 INDIA


+91 11 47506722



admed1@hotmail.com

## ADVANTAGE

Operating table designed to obtain ideal operative posture and to cope with various surgical procedure ranging from microsurgery to general surgery.



### SALIENT FEATURES

- The eccentrically positioned Five section Radio-Translucent Top fixed on heavy duty Stainless Steel SS304 Grade Sheet arms without cross members, to optimize image intensifier accessibility for both A/P and Lateral Exposures.
- Operating positions of table top i.e. Height adjustment, Back Section, Trendelenburg, Reverse Trendelenburg and Lateral Tilt are quickly and precisely controlled by handheld Remote with backlit symbolic soft touch buttons.
- Remote controlled movements are operated by an IMPORTED ELECTRO-HYDRAULIC SYSTEM comprising Hydraulic Motor Pump and Solenoid Valves to assure smooth and quiet movements.
- Interchangeable and detachable Head & Leg sections allow full table length use of image intensifier and use of table in different surgical procedures.
- Head and Foot section are operated manually.
- Kidney Elevator – manually operated – Radiolucent.
- Large perineal cut-out for drainage.
- A strong and sturdy base incorporating four swivel castors with independent locking system ensures stability and smooth floor movements.
- Easy to clean Stainless Steel SS304 Grade Base and Column cover to minimize infection risk.
- Stainless Steel SS304 Grade Side Rails and Accessories.

### TECHNICAL SPECIFICATION

- Table Top Dimension : Width 530 mm (without Side Rails)  
Length 1960 mm
- Height : Minimum 700 mm to Maximum 1000 mm (Without Mattress)
- Head Section : Up 45 degree, Down 90 degree
- Back Section : Up 75 degree, Down 25 degree
- Leg Section : Down 90 degree
- Trendelenburg/Reverse Trendelenburg : 25/25 degree
- Side Tilt : 20/20 degree

± Variation 5%

### STANDARD ACCESSORIES

- L-shaped Anaesthetic Frame : 1 Pc.
- Lateral Support with Pad : 2 Pcs.
- Shoulder Support with Pad : 2 Pcs.
- Padded Arm Board with strap : 2 Pcs.
- Knee Crutches with Pad : 2 Pcs.
- 50 MM High Density PU Foam Mattress : 1 Set

## OPERATING POSITIONS



HEIGHT ADJUSTMENT (UP)



HEIGHT ADJUSTMENT (DOWN)



TRENDELENBURG POSITION



REVERSE TRENDELENBURG POSITION



BACK SECTION ADJUSTMENT (UP)



BACK SECTION ADJUSTMENT (DOWN)



LATERAL TILT (LEFT/RIGHT)



KIDNEY BRIDGE (MANUAL)